

**1** EXAMPLE POST LAYOUT PLAN VIEW  
SCALE: NONE

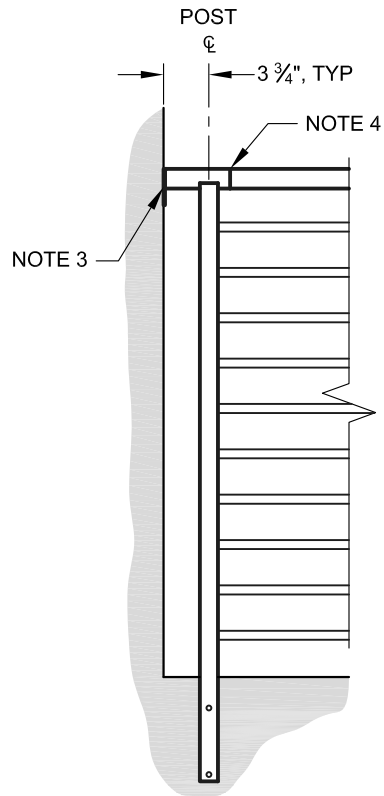
**LEGEND**

- DETAIL NUMBER  
SHEET NUMBER
- ELEVATION NUMBER  
SHEET NUMBER
- SECTION NUMBER  
SHEET NUMBER
- SIDE MOUNT POST
- CENTERLINE
- F.F. FINISHED FLOOR
- TYP TYPICAL CONDITION;  
APPLIES ELSEWHERE AT  
SIMILAR LOCATIONS

**NOTES:**

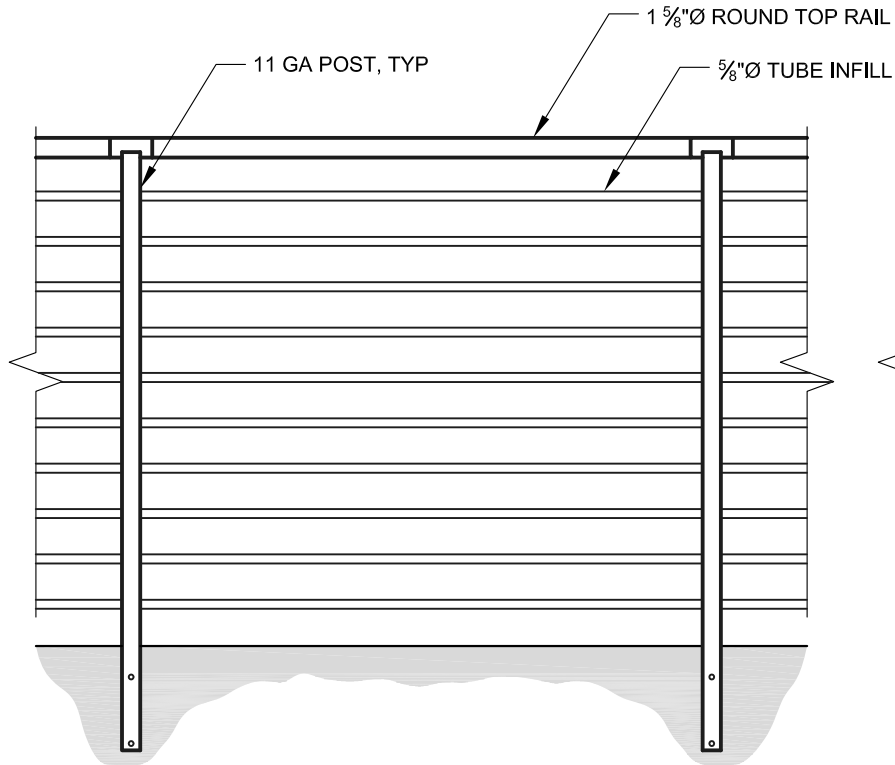
1. TOP RAIL NOT SHOWN FOR CLARITY.

DWG# OLYMPUS SM42RC SCALE NONE DESIGNER AGS	DATE 12/29/2016 SHEET 1 OF 3	<b>OLYMPUS SPECIFICATION DRAWING</b> <b>** COMMERCIAL **</b> <b>42" SIDE MOUNT - ROUND TOP</b>
7873 NE DAY ROAD BAINBRIDGE ISLAND, WA 98110 PHONE - (888) 842-9492 FAX - (206) 842-8179 WWW.AGSSTAINLESS.COM		
 CLEARVIEW® Railing Systems		



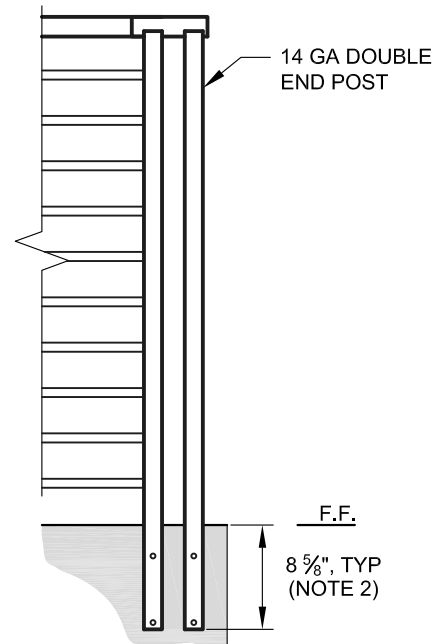
**1** END POST - WALL CONNECTION ELEVATION

SCALE: NONE



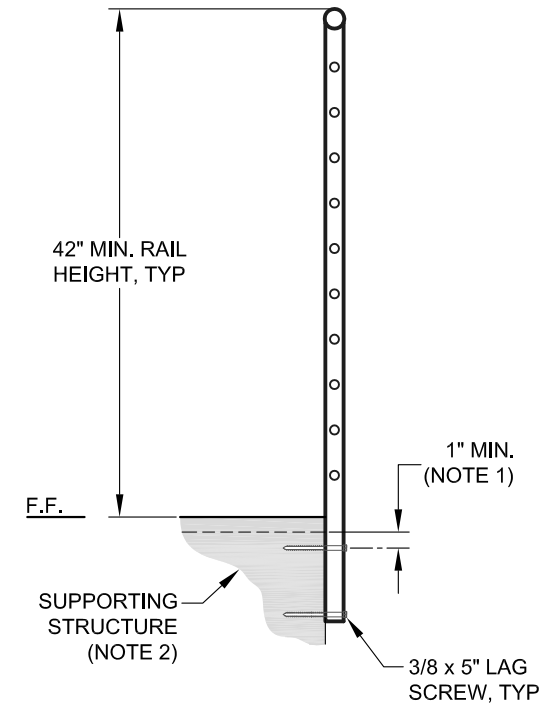
**2** TYPICAL INTERMEDIATE POST ELEVATION

SCALE: NONE



**3** END POST - FREE STANDING ELEVATION

SCALE: NONE

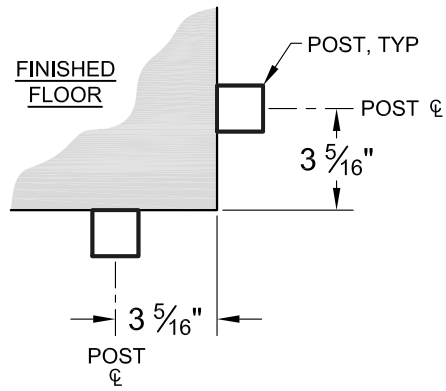


**4** RAILING SECTION

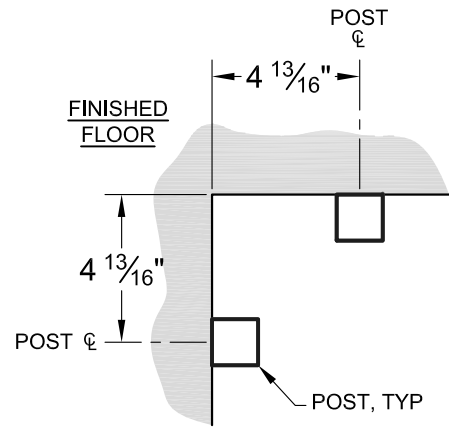
SCALE: NONE

**NOTES:**

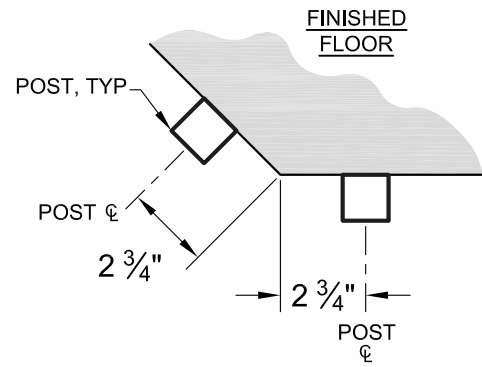
1. 1" MINIMUM EDGE DISTANCE MEASURED FROM THE TOP OF THE MAIN SUPPORTING MEMBER (BEAM, JOIST, FASCIA, ETC.) TO THE CENTER OF THE FASTENER.
2. DECK EDGE DETAILS CAN VARY GREATLY. IT IS THE RESPONSIBILITY OF THE CUSTOMER TO VERIFY THAT THE SUPPORTING STRUCTURE IS ADEQUATE TO MEET THE LOAD REQUIREMENTS OF THE GOVERNING BUILDING CODE(S). *AGS Stainless Inc.* RECOMMENDS CONSULTING A DESIGN OR CONSTRUCTION PROFESSIONAL TO ADDRESS THESE ISSUES.
3. POSITIVE CONNECTION TO ADJACENT STRUCTURE IS REQUIRED.
4. TOP RAIL CONNECTIONS ARE BONDED WITH HIGH-STRENGTH ADHESIVE TO ACHIEVE A HAIRLINE FIT UP.



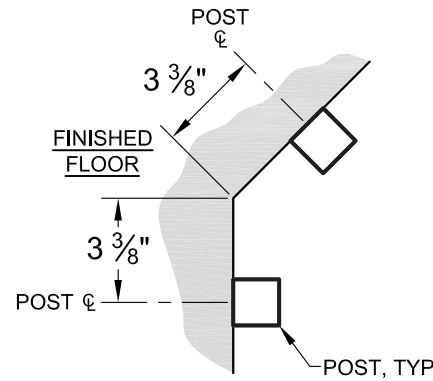
**A** OUTSIDE CORNER POST LAYOUT - 90°  
SCALE: NONE



**B** INSIDE CORNER POST LAYOUT - 90°  
SCALE: NONE



**C** OUTSIDE CORNER POST LAYOUT - 45°  
SCALE: NONE

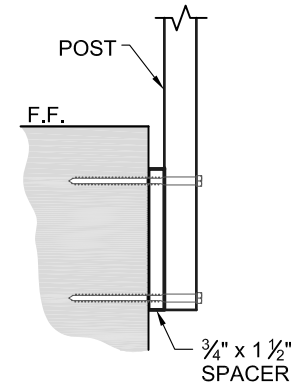


**D** INSIDE CORNER POST LAYOUT - 45°  
SCALE: NONE

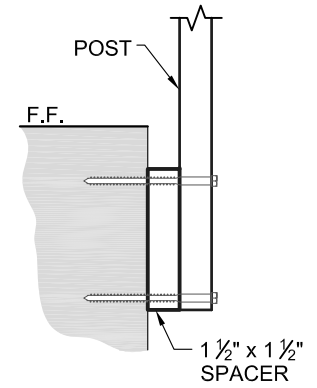
**1** TYPICAL CORNER LAYOUT  
SCALE: NONE

**NOTE:**

THE LAYOUTS SHOWN MAY VARY AS THE ANGLE CHANGES. MAKE SURE YOU CHOOSE A POST LAYOUT SO THAT TWO CLOSEST POINTS OF THE ADJACENT POSTS IS LESS THAN 4".



**A** 3/4" x 1 1/2" SPACER  
SCALE: NONE



**B** 1 1/2" x 1 1/2" SPACER  
SCALE: NONE

**2** OPTIONAL SPACER DETAIL  
SCALE: NONE