

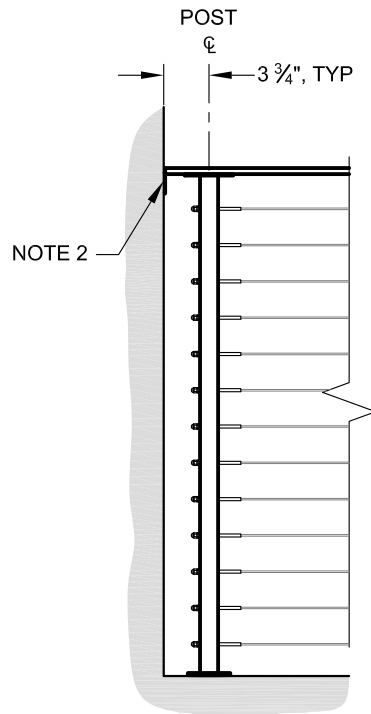
**1** EXAMPLE POST LAYOUT PLAN VIEW  
SCALE: NONE

**LEGEND**

- DETAIL NUMBER
- SHEET NUMBER
- ELEVATION NUMBER
- SHEET NUMBER
- SECTION NUMBER
- SHEET NUMBER
- TOP MOUNT POST
- CENTERLINE
- FINISHED FLOOR
- TYPICAL CONDITION; APPLIES ELSEWHERE AT SIMILAR LOCATIONS

**NOTES:**

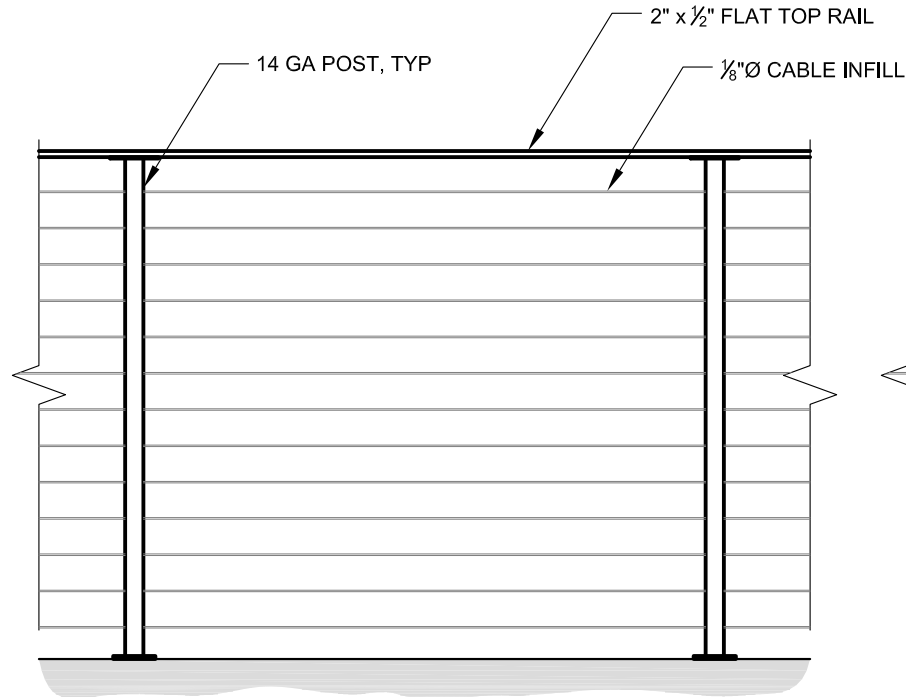
1. TOP RAIL NOT SHOWN FOR CLARITY.



NOTE 2

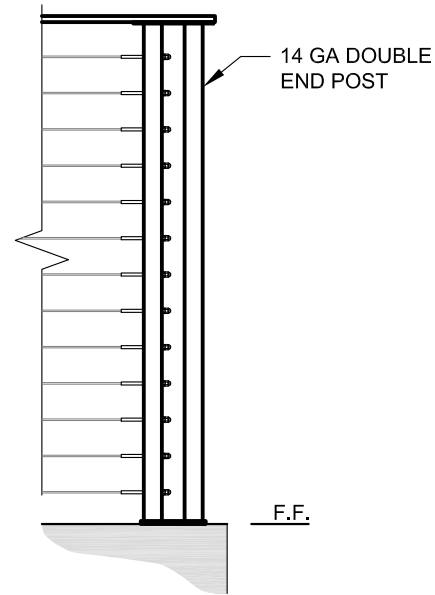
**1** END POST - WALL CONNECTION ELEVATION

SCALE: NONE



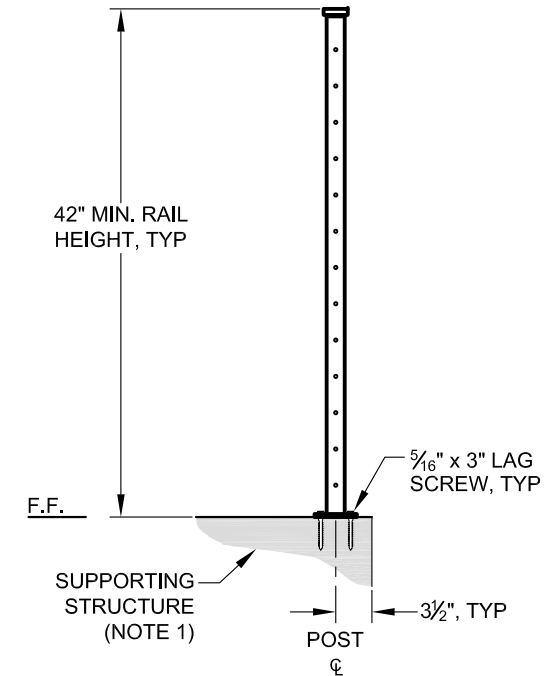
**2** TYPICAL INTERMEDIATE POST ELEVATION

SCALE: NONE



**3** END POST - FREE STANDING ELEVATION

SCALE: NONE

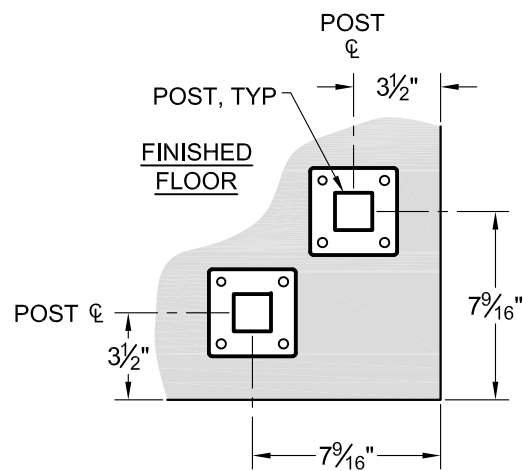


**4** RAILING SECTION

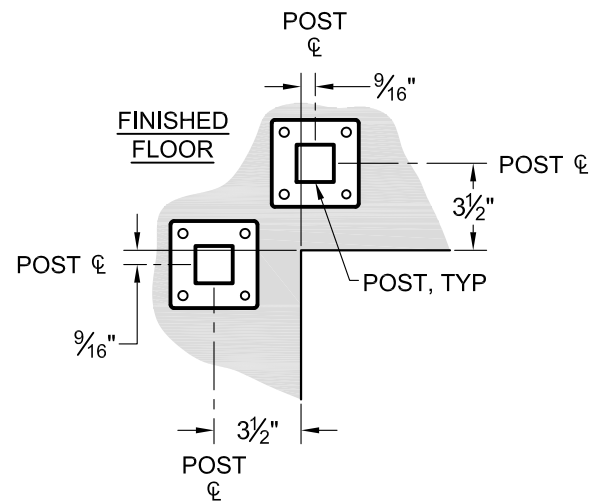
SCALE: NONE

**NOTES:**

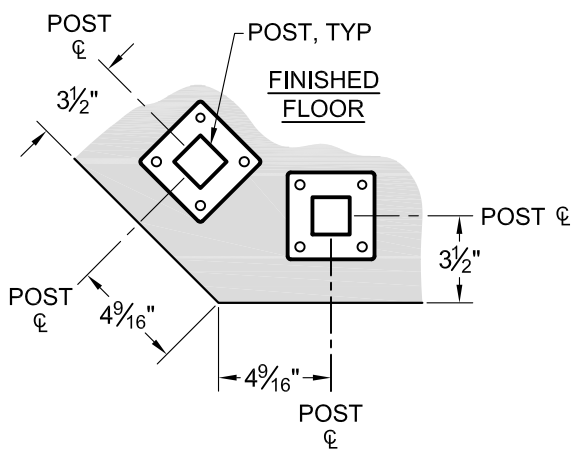
1. DECK STRUCTURE CAN VARY GREATLY. IT IS THE RESPONSIBILITY OF THE CUSTOMER TO VERIFY THAT THE SUPPORTING STRUCTURE IS ADEQUATE TO MEET THE LOAD REQUIREMENTS OF THE GOVERNING BUILDING CODE(S). *AGS Stainless Inc.* RECOMMENDS CONSULTING A DESIGN OR CONSTRUCTION PROFESSIONAL TO ADDRESS THESE ISSUES.
2. POSITIVE CONNECTION TO ADJACENT STRUCTURE IS REQUIRED.



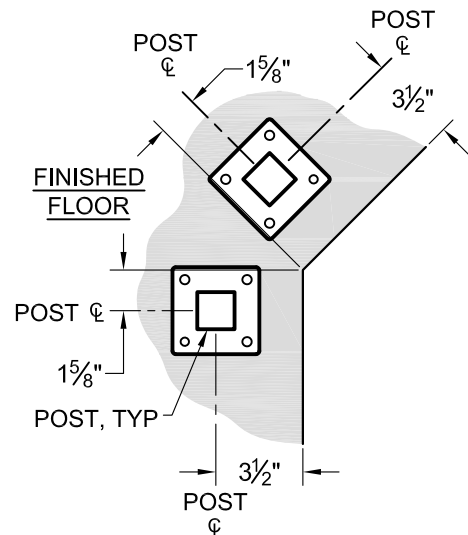
**A** OUTSIDE CORNER POST LAYOUT - 90°  
SCALE: NONE



**B** INSIDE CORNER POST LAYOUT - 90°  
SCALE: NONE



**C** OUTSIDE CORNER POST LAYOUT - 45°  
SCALE: NONE



**D** INSIDE CORNER POST LAYOUT - 45°  
SCALE: NONE

**1** TYPICAL CORNER LAYOUT  
SCALE: NONE

**NOTE:**

THE LAYOUTS SHOWN MAY VARY AS THE ANGLE CHANGES. MAKE SURE YOU CHOOSE A POST LAYOUT SO THAT TWO CLOSEST POINTS OF THE ADJACENT POSTS IS LESS THAN 4".

DWG#	RAINIER TM42F
SCALE	NONE
DATE	1/30/2017
DESIGNER	AGS
SHEET	3 OF 3

RAINIER SPECIFICATION DRAWING

42" TOP MOUNT - FLAT TOP

7873 NE DAY ROAD  
BAINBRIDGE ISLAND, WA 98110  
PHONE - (888) 842-9492  
FAX - (206) 842-8179  
WWW.AGSSTAINLESS.COM

